

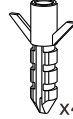
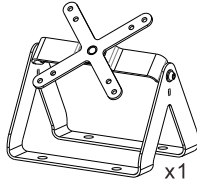
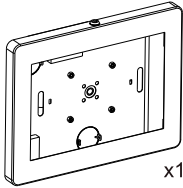


Full Rotation Desk Mount w/ Universal Security Enclosure

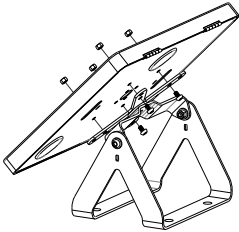
PAD-LOCVB / PAD-LOCVW

INSTALLATION - MANUAL

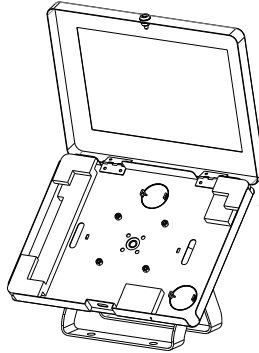
Contents:



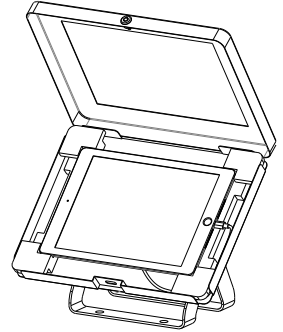
Installation:



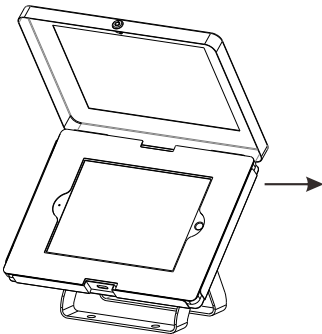
1. Install Enclosure to VESA. Screw in provided nails and nuts as illustrated (Shown Above)



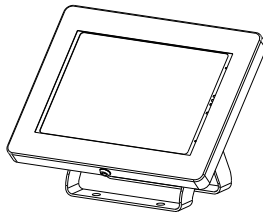
2. Insert appropriate foam pieces that are compatible to your tablet (Shown Above)



3. Insert Tablet as shown. Plug in power cable to tablet and cable route through the back (Shown Above)

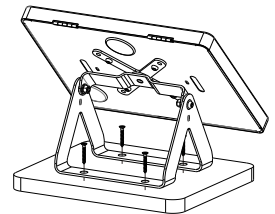


4. Place the appropriate provided tablet cover to match your tablet (Shown Above)

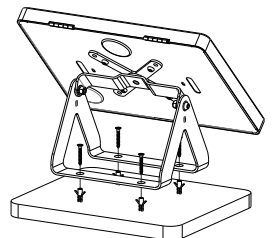


5. Close the enclosure and lock to complete setup (Shown Above)

Mounting Installation:



Mounting to solid concrete or block desk (Shown Above)



Mounting to stud desk (Shown Above)